



**OXE**  
DIESEL



**200 HP DIESEL OUTBOARD**

[www.oxe-diesel.com](http://www.oxe-diesel.com)

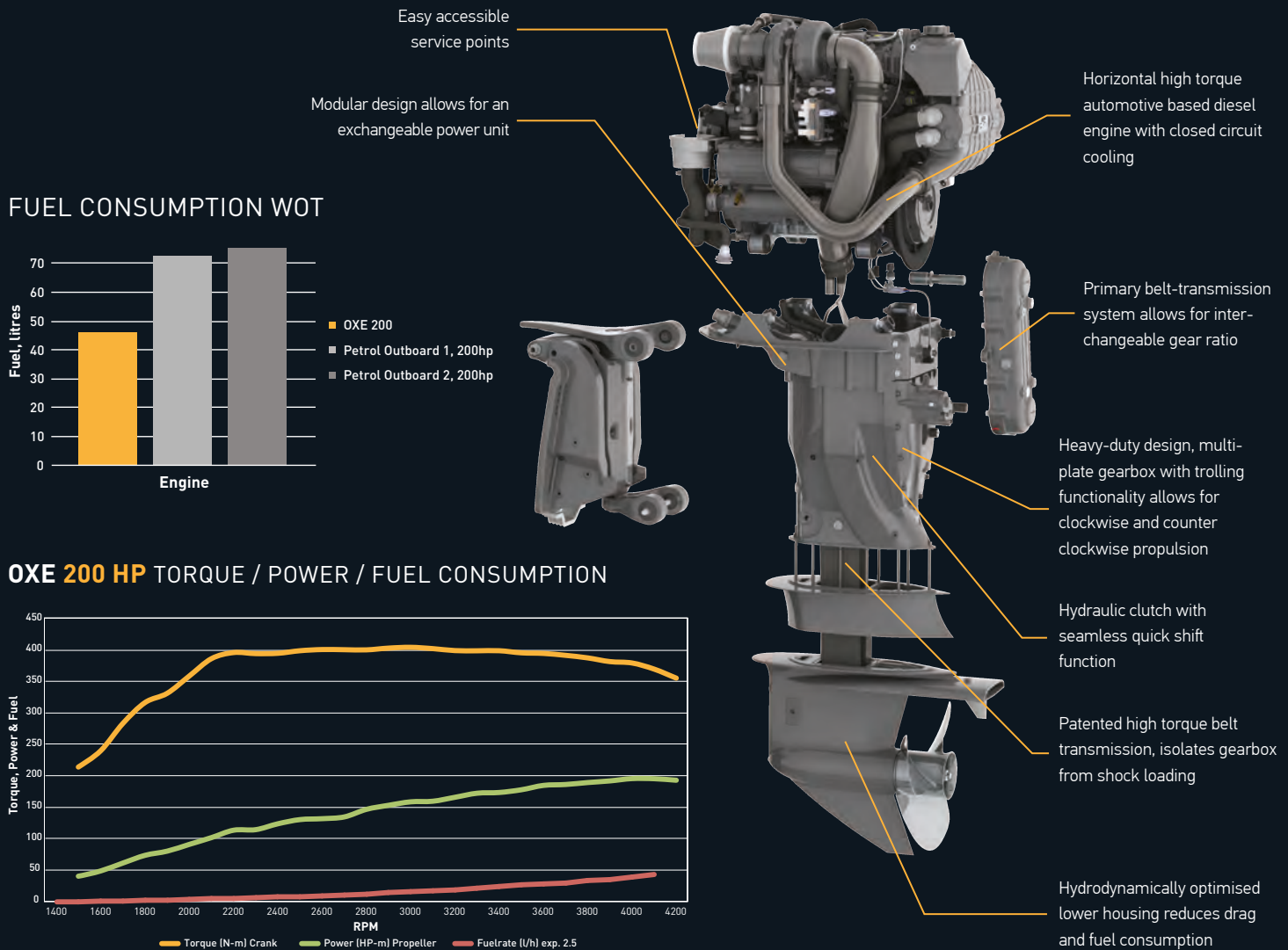
# OXE 200 HP

## TECHNICAL SPECIFICATION

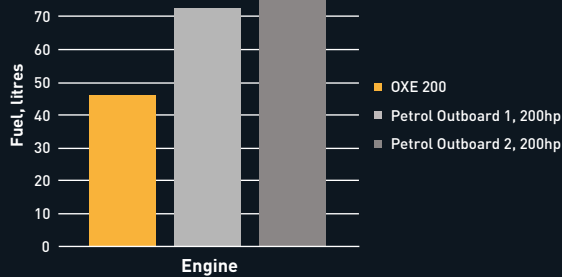
SIGNIFICANT OPERATIONAL BENEFIT

SERVICE INTERVAL **200 HRS/800 HRS**

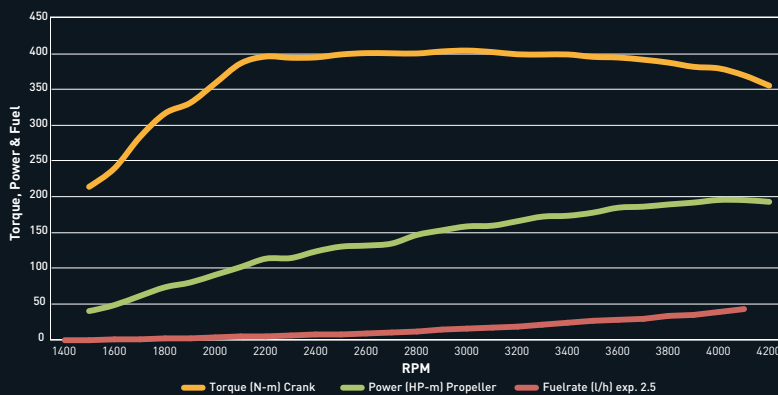
WOW - En Reklambyrå!



### FUEL CONSUMPTION WOT



### OXE 200 HP TORQUE / POWER / FUEL CONSUMPTION



### Technical data – OXE Diesel

|               |                             |
|---------------|-----------------------------|
| Engine type:  | Diesel, L4                  |
| Displacement: | 2.0 L                       |
| Intake:       | Turbocharged, intercooled   |
| Torque:       | 415 Nm at 2800 rpm          |
| Power:        | 200 HP at 4100 rpm          |
| Fuel:         | Diesel                      |
|               | EN 590, ASTM D 975 No.1     |
|               | No.2. JIS KK2204, F54 & F75 |
| Weight:       | 350 kg                      |

|                           |                                |
|---------------------------|--------------------------------|
| Alternator output:        | 130 Amp                        |
| Rig length:               | 25" or 33"                     |
| Cooling:                  | Closed cooling circuit         |
| Starting:                 | Electric                       |
| Steering:                 | Electronic Power Steering      |
| Shift:                    | CANbus, Electro-hydraulic      |
| Clutch:                   | Hydraulic multi-friction plate |
| Gear ratios:              | 1.73:1 and 2.17:1              |
| Dimensions (25" leg), LHW | 994 x 1880 x 678 mm            |

**CIMCO**  
Endurance by Engineering

CIMCO MARINE AB  
Metallgatan 17B, SE-262 72 Ängelholm. SWEDEN  
info@oxe-diesel.com, www.oxe-diesel.com

OXE PSHEET 200HP 18.11-1000